



# CIION Ares Diversified Credit Fund

---

Semi-Annual Report Summary - 4/30/17

## Report Contents Dashboard

**This report is not intended to and does not provide or constitute investment advice. Any errors are the responsibility of Summit Investment Research. This report is provided to paid subscribers of Summit Investment Research for their internal use and cannot be shared without written consent from Summit Investment Research. Any sharing or distribution of this report without the express written consent of Summit Investment Research is strictly prohibited and violates our copyright. Summit Investment Research will actively defend its rights and copyrights against violators who distribute our reports without legal authorization. For more information about Summit Investment Research, contact us by email: [info@summit-ir.com](mailto:info@summit-ir.com), phone: 480-722-2737, or website: [www.summit-ir.com](http://www.summit-ir.com).**

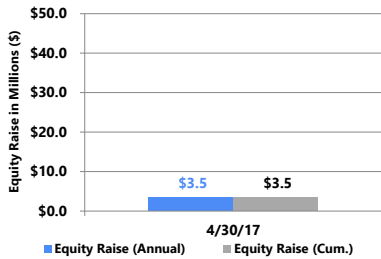


# CION Ares Diversified Credit Fund

Summit Dashboard - 4/30/17

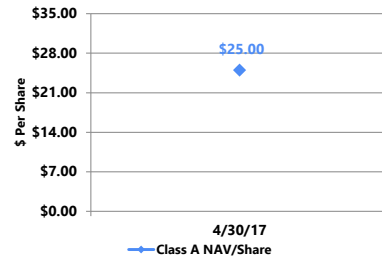
## PROGRAM INSIGHTS

### CAPITAL RAISE HISTORY



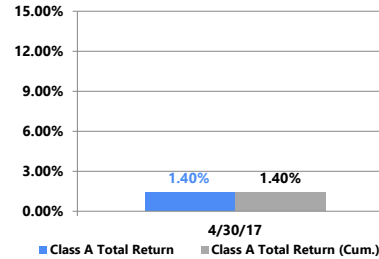
CION Ares raised \$3.5 million in its first five months of operations ended 4/30/17.

### NET ASSET VALUE HISTORY



CION Ares currently offers Class A shares with a \$25.00 NAV per share at 4/30/17.

### TOTAL RETURN




CION Ares reported a 1.4% total return for the five months ended 4/30/17.

## PROGRAM SUMMARY

Offering Status:	Open
Registered Shares:	40 million
Inception Date:	12/1/16
<b>Class A Shares</b>	
Net Assets (\$ in 000s):	\$3,486 / 100%
Net Asset Value Per Share:	\$25.00
Offering Price:	\$26.53
Distribution Amount (Daily):	\$0.00381527
Distribution Rate (Annualized):	5.25%

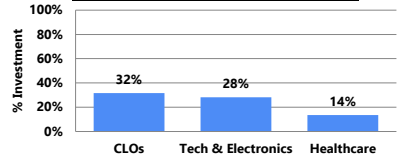
## PORTFOLIO INSIGHTS

### INVESTMENT SUMMARY

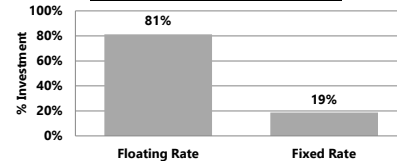


CION Ares has a diversified credit portfolio with its largest allocation to structured credit at 31%.

### INDUSTRY CONCENTRATION



### RATE TYPE CONCENTRATION



### TOP INVESTMENTS


Investment	Percent*
IQMS	7%
WINDR 2016-2 CLO	7%
Race Point VIII	5%
JDC Healthcare Mgmt.	3%
Hill-Rom Holdings	3%
Sequa Corporation	3%
Nomad Foods	3%
Micro Focus Int'l	3%
VENTR 2016-24 CLO	3%
The Nielson Company B.V.	3%

\*Percent of Investments at Fair Value

CION Ares' ten largest investment represent a high 40% of its small initial investment portfolio.

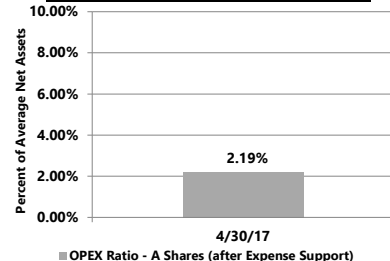
## FEE & EXPENSE INSIGHTS

### ADVISORY FEE SUMMARY



CION Ares paid \$9k in investment advisory fees for the five months ended 4/30/17.

### OPERATING EXPENSE SUMMARY



CION Ares had a 2.19% operating expense ratio after adjusting for expense support from its advisor.

## FUND UPDATE

Per the shareholder letter in its first semi-annual report, CION Ares was formed to provide its shareholders with attractive risk-adjusted returns by investing in a diversified portfolio of liquid and illiquid credit instruments. CION Ares reported a 1.4% total return since inception and has paid a 5.25% annualized cash distribution. CION Ares will utilize a flexible investment strategy to provide opportunities to capitalize on market inefficiencies among various credit sectors. CION Ares will focus on floating rate investments to provide insulation from interest rate risk. CION Ares will work to provide superior risk-adjusted returns in a credit market with compressed yields.

## PORTFOLIO SUMMARY

Investment Strategy:	Diversified Credit Instruments
Investment Advisor:	CION Ares Management
Sub-Advisor:	Ares Capital Management II

### Performance Metrics - Class A Shares

Total Return:	1.40%
Ratio of NII to Average Net Assets:	0.30%
Ratio of OPEX to Average Net Assets:	2.19%
Portfolio Turnover Ratio:	86%

### Debt Financing

Leverage Ratio:	0.0%
Short-Term Debt Ratio:	N/A
Variable Rate Debt Ratio:	N/A
Interest Rate (Average):	N/A

## FEE SUMMARY

Transaction Expenses	Class A
Selling Commissions:	5.00%
Dealer Manager Fees:	0.75%
Early Withdrawal Charge (1 Year):	0.00%

### Annual Fund Expenses (% Managed Asset Values) - Per Prospectus

Investment Advisory Fees:	1.50%
Shareholder Servicing Fees:	0.00%
Distribution Fees:	0.00%

### Incentive Fee

Preferred Return:	6.00%
Catch-Up Percent:	7.50%
Income Incentive Fee (Above Preferred Return):	20%

Share Repurchases (Quarterly @ NAV):	At Least 5%
--------------------------------------	-------------